



























Name \_\_\_\_\_

# My Thoughts and Feelings

## My Clothing and the Weather

We did these things:	I felt like this:
 Making Sandals Activity	  
 Heat and Moisture Experiment	  
 About Me	  
 Games	  
 Arts and Crafts	  
 Books and Stories	  
This is how I felt about the whole meeting:	



**Dear parent:**

This week your child learned important information about clothing and weather. (See “What Children Need to Know About Clothing and Weather.”) The group either made sandals or experimented with heat and moisture absorption. They also did other activities to help them learn how weather is related to their clothing choices. You can help your child remember what he or she learned by doing one or more of the activities listed under “Helping Children Learn More About Clothing and the Weather.”

It is important for children to gain a sense of control over their world. When children learn ways to protect themselves from heat, cold, and wet, it gives them this sense of being “in charge” and able to take care of themselves.

---

---

---

---

---

---

---

OVER

## What Children Need to Know About Clothing and the Weather

- Clothing protects us from the sun, rain, wind, and cold weather.
- Different types of clothing are best to wear in different kinds of weather.
- People can also protect themselves from the weather by shielding themselves with tents, umbrellas, sun visors, or sunglasses.

## For Older or More Experienced Learners

- Cotton fabric absorbs moisture and is comfortable to wear in hot weather.
- Black or dark-colored clothing absorbs heat from the sun and is warmer to wear than white or light-colored clothing.

## Helping Children Learn More About Clothing and Weather

- Talk with your child each day about which clothes would be best for that day's weather.
- Visit a sporting goods store and look for clothing made for special outdoor activities.
- Allow your child to help you take out and put away clothing as you move through the seasons.

































Name \_\_\_\_\_

# My Thoughts and Feelings

## Billions of Insects

We did these things:	I felt like this:
 <b>Make an Insect Model Activity</b>	  
 <b>About Me</b>	  
 <b>Games</b>	  
 <b>Poetry</b>	  
 <b>Singing</b>	  
 <b>Making Snacks</b>	  
 <b>Books and Stories</b>	  
<b>This is how I felt about the whole meeting:</b>	



**Dear parent:**

This week your child learned important information about insects and their parts. (See “What Children Need to Know About Insects.”) They made a model of an insect and did other activities which helped them learn about insects and their body parts.

You can help your child remember what he or she learned by doing some of the activities listed under “Helping Children Learn More About Insects.” Insects do help people. They are an important part of nature’s cycle, and we need to help children appreciate them.

---

---

---

---

---


---

---

OVER

## What Children Need to Know About Insects

- Insects come in many different sizes, shapes and colors.
- Insects **always** have six legs, one pair of antennae and three body sections. Some insects also have wings.
- Insects do not have bones inside their bodies. Instead, they have a hard covering or shell over their bodies. This shell is called an exoskeleton.
- Insects have three body sections. They are the **head, the thorax, and the abdomen**. The head has the eyes, antennae, and mouthparts. The thorax has the legs and wings. The abdomen has the internal organs, such as the stomach and heart.
- Most insects belong to one of these six groups:
  - Beetles
  - Butterflies and moths
  - Ants, bees, and wasps
  - Flies
  - Grasshoppers, crickets, roaches, and mantids
  - Bugs



## Helping Children Learn More About Insects

- Take your child on a walk around your yard, a park or a woodlot. Look all around for insects and try to identify the body parts and the kinds of insects you find.
- Ask your children open-ended questions such as "What have you noticed about this insect?" Then listen to their answers without criticizing, correcting or lecturing.
- Help your child make a chart to keep track of the kinds of insects he or she sees.
- If your child shows an interest, help him or her start an insect collection.

